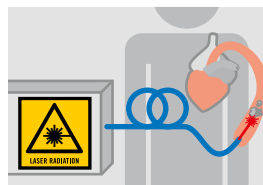


Specialty Fiber Preforms for the Most Demanding Applications

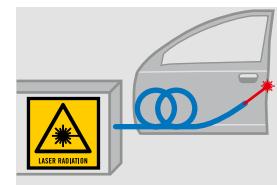
Fluosil® preforms are fused silica core step index multimode preforms made using the Plasma Outside Deposition (POD) process. This process facilitates the creation of a highly fluorine doped cladding with a depressed index compared to fused silica. Fluosil® preforms are principally characterized by the core material properties, cladding thickness, and numerical aperture.

Examples of Applications

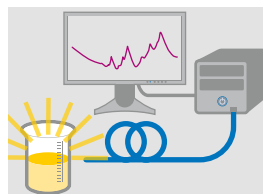
- Medical laser surgery (e.g., ablation of arterial blockage or vaporization of prostate tissue to treat BPH)
- Automotive applications (laser cutting and welding)
- Spectroscopy from UV, to VIS, to NIR ranges
- Specialty fiber bundles (e.g., beam homogenization for photo lithography and spot curing of UV adhesives)



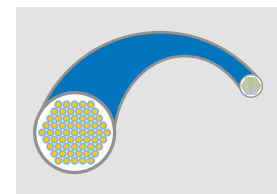
Medical technology



Laser cutting and welding



Optical spectroscopy



Fiber bundles

Product code – Customized Solutions

The product code of our Fluosil® preforms is based on their properties and is explained in the following sections:

a **b** **c** **d** **e** **f**

e.g.: **S W U 1.2 H 25mm**

Fiber type – “S” is universal for our Step Index Profile **a**

Core material – Your Choice **b**

Second portion of the product code signifies the type of core material used. “S”, “B”, “X” or “O” identifies high OH materials mainly for UV applications, while “W” or “T” corresponds to low OH materials for broad wavelength applications.

Preform Types – Influence of Core Materials

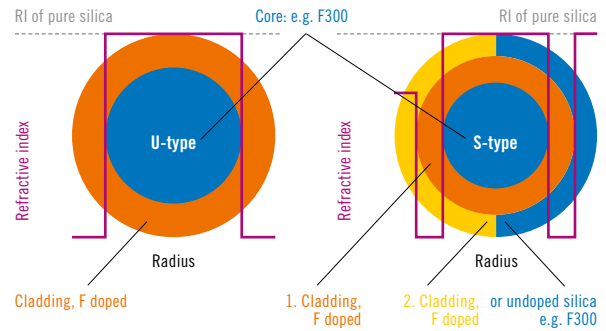
	Preform Type	Core Material	Wavelength [nm]	Features
High OH un-doped	SSU	F100	180 ... 580, 670, 800, 1,030	<ul style="list-style-type: none"> Excellent transmission in UV SSU: High radiation resistance to gamma irradiation at 800 nm SBU: Low deep-UV solarization SXU: Low solarization at 308 nm SOU: Price-sensitive applications
	SBU	DQ, 600 ... 800 ppm OH		
	SXU	F110		
	SOU	Spectrosil typ. 1000 ppm OH Cl-free		
Low OH un-doped	SWU	F300	500 ... 2,200	<ul style="list-style-type: none"> Excellent transmission in VIS – NIR OH content < 0.7 ppm, typ. 0.1 ppm High power laser transmission Spectroscopy
	STU-D	F320-08 < 1 ppm OH	350 ... 2,200	<ul style="list-style-type: none"> Broad range spectroscopy High radiation resistance to gamma irradiation at VIS and 1,310 nm
F doped				

Flexible fiber design **c** & **d**

Due to our broad range of production capabilities we are able to realize complex customized fiber designs with multiple layer structures or special shapes. These different structures can be achieved by POD or utilizing jacket tubes for thicker layers. Single step cladding structures are indicated by the letter “U”. Double or multiple cladding structures are indicated by an “S” **c**.

The relative thickness of the different layers **d** is described by the CCDR, the cladding to core diameter ratio. As a rule of thumb for low attenuation fibers, the cladding thickness should be ten times of the operational wavelength.

Cross Section and Refractive Index Profile

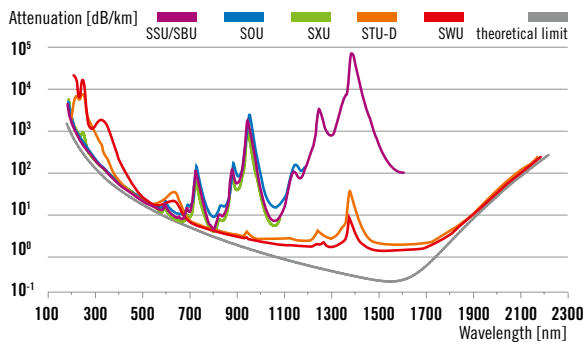


Numerical aperture (NA) **e**

The nomenclature in the product code for NA is blank for standard NA (0.22 ± 0.02), “L” for low NA (< 0.2), “H” for high NA (0.26 ± 0.02) and “SH” for super high NA (> 0.26). With respect to F300 the highest achievable NA's are 0.29.

Final part of our product nomenclature is the preform diameter given in mm **f .**

Typical Fiber Attenuation as a Result of Core Material Properties



Germany
Heraeus Quarzglas GmbH & Co. KG
Heraeus Conamic
 Quarzstraße 8
 63450 Hanau
 Phone +49 (0) 6181.35-6324
 Fax +49 (0) 6181.35-6261
 conamic.fiber.eu@heraeus.com

USA
Heraeus Quartz North America LLC
Heraeus Conamic
 100 Heraeus Blvd.
 Buford, GA 30518
 Phone +1 678.804-1021
 Fax +1 678.804-1023
 conamic.fiber.us@heraeus.com

China
Heraeus (China) Investment Co., Ltd.
 Heraeus Conamic
 Building 5, No. 406 Guilin Road,
 Xuhui District, Shanghai 200233
 Phone +86 (21) 3357 5173
 Fax +86 (21) 3357 5230
 conamic.fiber.cn@heraeus.com

www.heraeus-conamic.com